

TL MT6 2WD & 4WD, 260 Nm
6-Speed Manual Transmissions

TL4 & TL8 - CUSTOMER BENEFITS

Best in class for drivability and silence, TL MT6 covers a wide range of vehicles with diesel and gasoline engines, 2WD and 4WD.

DRIVING COMFORT

- Excellent synchronization capacity in all gears
- Reduced gear lever travel
- Synchronized reverse gear

PERFORMANCE AND CONSUMPTION

- Spherical differential
- 6th gear for improved acoustics and consumption at high speeds
- Shorter steps between other speeds: improved pull-away in all gears

REMARKABLY COMPACT

- In the 2-shafts/ 6 speeds transmission category
- Suitable for B segment vehicles

OPTIMIZED ACOUSTICS

- Reduced noise and vibration

EASY ADAPTABILITY TO VEHICLE

- Cable control

A WELL ADAPTED TRANSMISSION

- To Diesel engines
- To powerful petrol engines for “sporty” models
- Four wheel drive application (TL8 4WD)

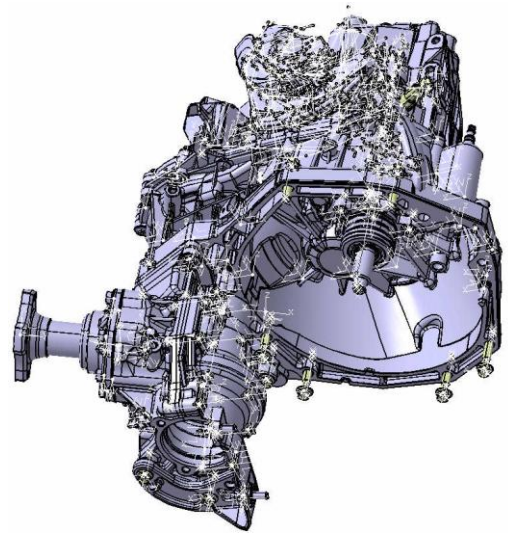
MAINTENANCE - TOTAL COST OF OWNERSHIP*

- No maintenance, filled for life

SHIFTING PATTERN:



TL4 – TL8



TL8 4WD



A WIDE RANGE OF APPLICATIONS

- B to C segment Cars
- Commercial Vehicles

*On Renault vehicles under Western Europe market conditions

TL4 & TL8 - SPECIFICATIONS

MAIN SPECIFICATIONS

	TL4 2WD	TL8 4WD
Transmission Type	Manual	
Installation	Transverse, with final drive	
Number of Speeds	6	
Maximum Input Torque (Nm)	260	240
Type of Reverse Gear	Synchronized	
Number of Shafts	2	
Shifting Type	Cable	
Clutch Actuator Type	Hydraulic	
Oil Capacity (liter)	1,9	2,2
Weight (kg)	41	48

OTHER SPECIFICATIONS

Housing Material	Aluminum
Clutch Diameter (mm)	215-225
Oil Type	mineral or semi synthetic API-GL5
Offset between Differential and Final Drive (mm)	186
Offset between Primary and Secondary Shaft (mm)	77
Synchromesh Material	Brass

GEAR RATIO EXAMPLES

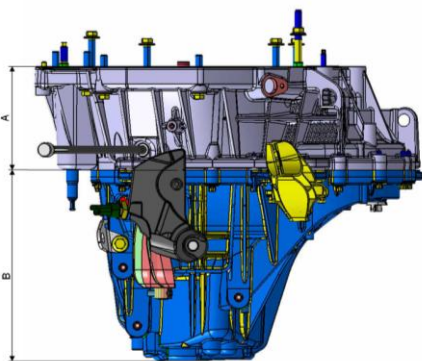
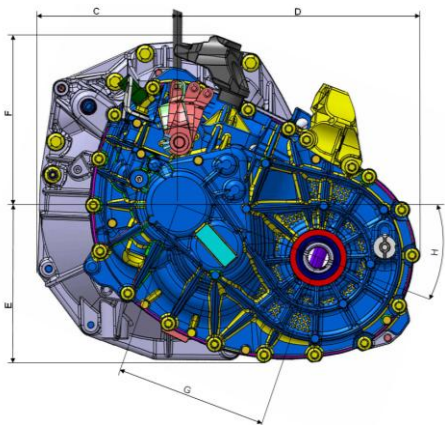
	TL4 (2WD)			TL8 (4WD)		
1 st	11/41	11/41	11/35	11/49	11/49	11/49
2 nd	19/37	19/37	19/37	17/44	17/44	17/44
3 rd	31/41	31/41	29/43	27/47	30/49	29/49
4 th	40/39	40/39	34/41	31/40	35/39	35/41
5 th	38/29	38/29	38/39	38/39	37/30	39/34
6 th	47/30	47/30	39/34	37/30	47/29	43/29
Reverse	11/28	11/28	11/23	11/28	11/28	11/28
Final drive	15/59	16/71	16/69	14/68	14/68	14/68
Energy	diesel	diesel	gasoline	gasoline	diesel	gasoline

TL4 & TL8 – MAIN DIMENSIONS

TL4

TL4 Dimensions in mm

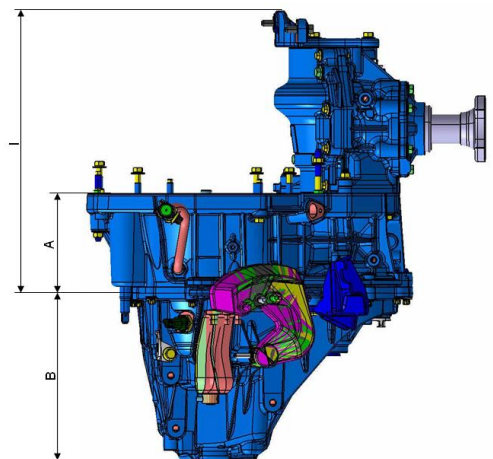
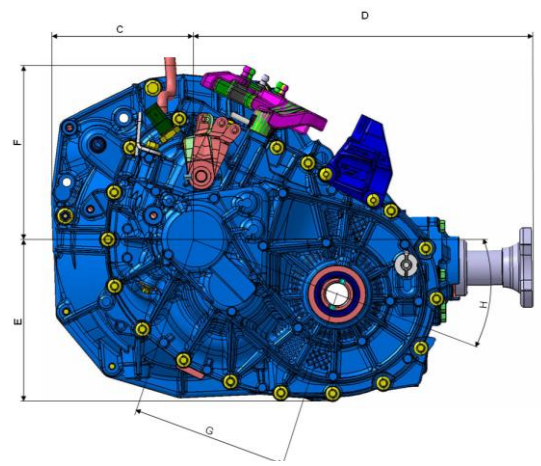
	21°	25°
A	139	
B	255	
C	176	181
D	300	295
E	197	208
F	210	206
G	186	
H	21°	25°



TL8

TL8 Dimensions in mm

	21°	25°
A	139	
B	255	
C	176	
D	413	411
E	198	209
F	212	207
G	186	
H	21°	25°
I	408	



RP 06 2012 – The information in this brochure is given as an indication only and may change without notice

(renault.powertrain@renault.com)

RENAULT
POWERTRAIN

Renault Powertrain
FR CTR A02 P 35
67, rue des Bons Raisins – 92 508 Reuil Malmaison – France
Tel : +33 (0)1 76 87 52 50 – Fax : +33 (0)1 76 86 96 94
E-mail : renault.powertrain@renault.com

afaq
ISO 9001
Qualité
AFNOR CERTIFICATION