

**K4M**

**1.6 16v MPI - Gasoline Euro5**

**RENAULT  
POWERTRAIN**

**DRIVE THE CHANGE**



# K4M - CUSTOMER BENEFITS

***Renault's well proven 1.6 16v gasoline engine. Driving can be both smooth and lively for a day-to-day use or fast paced with the Renault Sport RS Version.***

## **TECHNOLOGY, LOW EMISSIONS**

- Variable Valve Timing (VVT) on some versions
- High torque at low speed
- Flex fuel version available: E100, E85
- LPG version available

## **DRIVING COMFORT - FUN TO DRIVE**

- Power range: 77- 81 kW
- Maximum torque: 148 -160 Nm
- 98 kW variant for sporty application

## **ENVIRONMENT FRIENDLY**

- Euro5 compliant
- Euro1 to Euro4 available

## **MAINTENANCE - TOTAL COST OF OWNERSHIP\***

- Reliable engine
- Service 30,000 km

## **AVAILABLE TRANSMISSIONS**

- 5 or 6 speed manual transmission
- Automatic transmission

## **DRIVETRAIN LAYOUTS**

- East-West available
- North-South layout possible, according to the customer request and after Renault validations



## **A RANGE OF APPLICATIONS**

- B,C to D segment Cars
- LCV

# K4M - SPECIFICATIONS

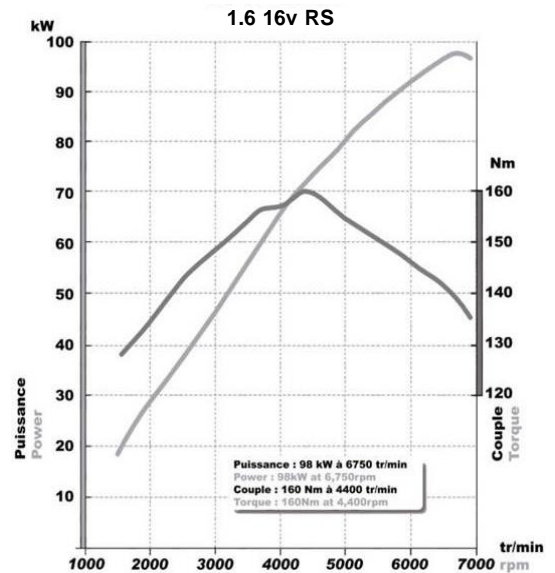
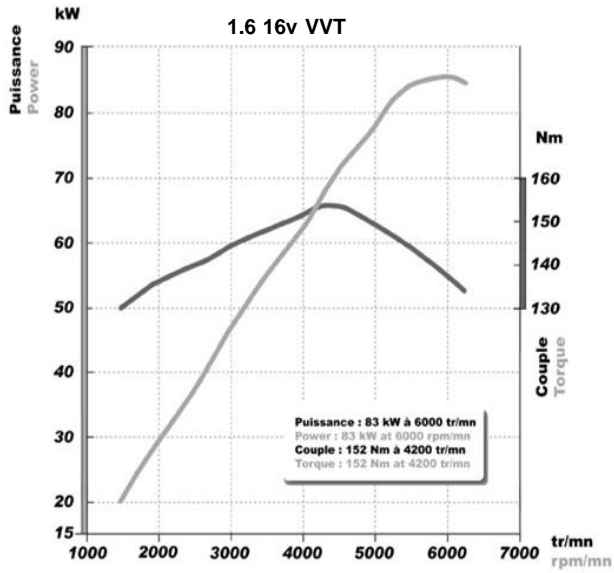
## MAIN SPECIFICATIONS

	1.6 16V	1.6 16V VVT	1.6 16V RS
Number of Cylinders	4		
Number of Valves	16		
VVT	No	Yes	Yes
Bore x Stroke (mm)	79.5 x 80.5		
Total Displacement (cc)	1598		
Max. Power (kW (HP))	77 (105)	81 (110)	98 (133)
Speed at max Power (RPM)	6000	6000	6750
Max. Torque (Nm (lbf.ft))	148 (109)	151 (112)	160 (118)
Speed at max Torque (RPM)	4200	4200	4400
Compression Ratio	9.8 :1	10:1	11:1
Fuel Injection	Sequential Multipoint		
Naturally aspirated	Yes		
Fuel	RON 95/E100/GPL	RON95/E85	RON 95
Emissions Standard	Euro5		
Dimensions (LxWxH)	574 x 643 x 690		
Weight (kg)	116	116	125

## OTHER SPECIFICATIONS

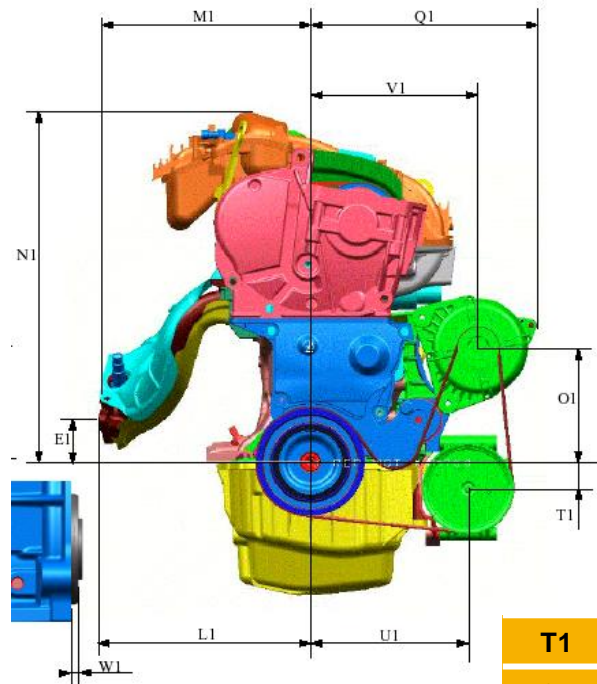
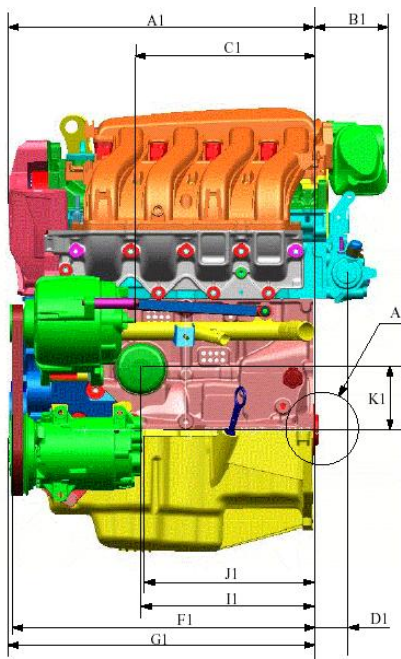
Cylinder Block Material	Cast Iron
Cylinder Head Material	Aluminum
Oil Sump Material	Aluminum
Emissions Control System	Catalyst
Power Steering	Hydraulic pump
Standard Engine Position	East-West, intake towards the front
Standard Engine Tilt	8 to 12° degrees towards exhaust
Electric Interface to vehicle	CAN Bus or Analog

# K4M – PERFORMANCE AND MAIN DIMENSIONS



A1	B1	C1	D1	F1	G1
470	98.7	276.5	52	465	469

E1	M1	N1	O1	P1	Q1
60	296	496.5	162.5	/	317.3



Dimensions in mm

T1	U1	V1
37	221	235.5

( [renault.powertrain@renault.com](mailto:renault.powertrain@renault.com) )