

**DP2 DP8 AT4 2WD & 4WD, 250 Nm  
4 Speed Automatic Transmissions**

# DP2 & DP8 - CUSTOMER BENEFITS

***DPx AT4 are compact and easy to drive Automatic transmissions, well adapted for World Wide Markets.***

## **DRIVING COMFORT**

- shift patterns :
  - 1 specific type for low grip (snow)
  - «auto - adaptive» laws available, function of driving conditions and behaviour
  - downshifting during strong braking
  - shifting lock during quick accelerator release
  - software or switch controlled kick-down

## **LOW FUEL CONSUMPTION**

- converter lock-up to reduce fuel consumption.
- lock-up available for all gears

## **REMARKABLY COMPACT**

- 374 mm to 384 mm length from engine / gearbox coupling face to rear cover,

## **ACOUSTICS**


- optimized transfer gear and pinions location
- oil pump location reduces noise pollution

## **MAINTENANCE - TOTAL COST OF OWNERSHIP\***

- no maintenance, filled for life

## **ADAPTATION**

- Available for 4WD applications (DP8 AT4)



## **A WIDE RANGE OF APPLICATIONS**

- B to D segment Cars
- Equips Renault & other manufactures vehicles

# DP2 & DP8 - SPECIFICATIONS

## MAIN SPECIFICATIONS

	DP2 2WD	DP8 4WD
Transmission Type	Automatic	
Installation	Transverse, with final drive	
Number of Speeds	4	
Maximum Input Torque Nm)	250	
Torque Converter Diameter	230	
Torque Ratio	1,8 to 2,05	
Shifting Type	cable	
Oil Capacity (liter)	6	
Weight (kg)	73	

## OTHER SPECIFICATIONS

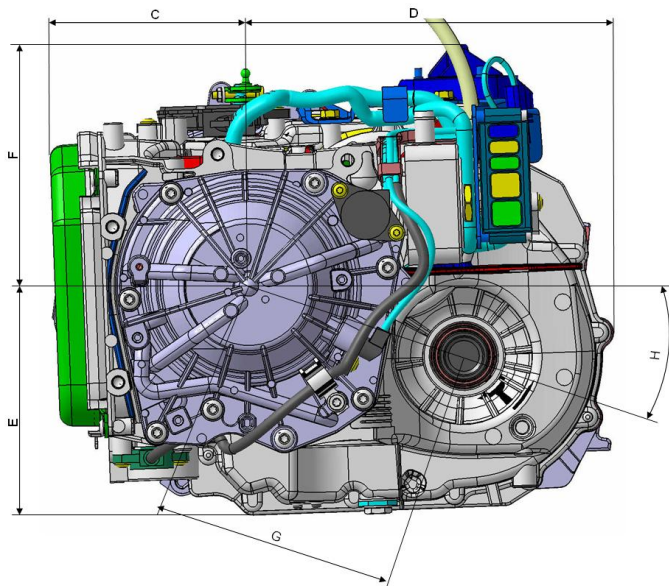
Housing Material	Aluminum
Oil Type:	semi synthetic
Offset between Differential and Final Drive (mm):	183
Lock up	2 <sup>nd</sup> , 3 <sup>rd</sup> & 4 <sup>th</sup> speeds
Options	Impulsional gear shifting

## GEAR RATIO EXAMPLES

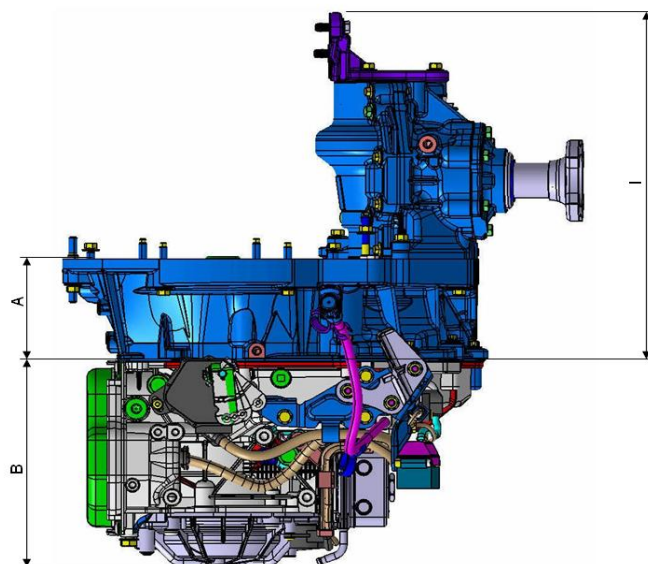
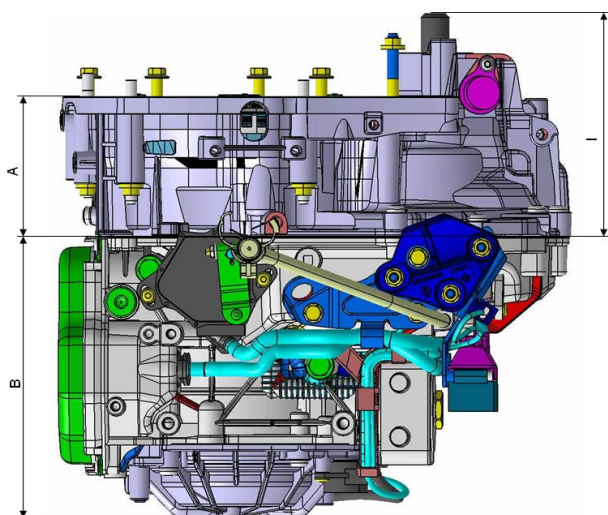
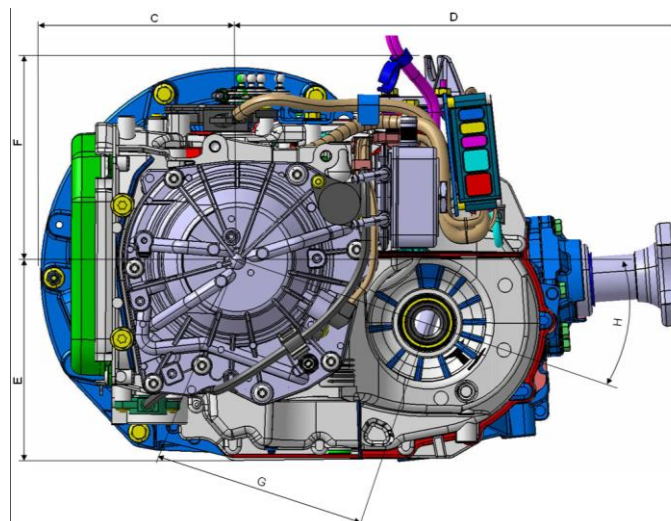
	DP0	DP2	DP8
1 <sup>st</sup>	2.73		
2 <sup>nd</sup>	1.5		
3 <sup>rd</sup>	1		
4 <sup>th</sup>	0.71		
Reverse	2.45		
Final drive	73 x 23; 70 x 23; 71 x 25 68 x 25; 70 x 27; 73 x 21; 73 x 20; 71 x 21; 71 x 19		
Torque ratios (K)	1.85; 2.1; 2.2; 2.3		

# DP2 & DP8 – MAIN DIMENSIONS

DP2 AT 2WD



DP8 AT 4WD



		A	B	C	D	E	F	G	H	I	
DP2	18°	124	249	161	295	186	197	183	18°	198	
	21°			159	293	189	188		21°		
DP8	18°			185	416	190	195		185	18°	423
	21°			186		198	185			21°	

Dimensions in mm

( [renault.powertrain@renault.com](mailto:renault.powertrain@renault.com) )

RP 06 2012 – The information in this brochure is given as an indication only and may change without notice